

**Short cycle times yet reliable
and efficient reprocessing**



CLEANSTATION CS 750

Large-capacity washer, disinfectant and dryer
for hospitals, bed cleaning and canteen kitchens

CLEANSTATION CS 750 –

Quality in every respect

The CLEANSTATION CS 750 sets top standards in terms of performance, flexibility, reliability and user-friendliness, making our machine the system of choice for the reliable handling of your washing needs.

Developed in accordance with stringent quality standards

Whatever the scenario – CSSDs, beds, canteen kitchens or industry – the CS 750 delivers a high level of reliability in every application, because the CLEANSTATION was developed according to the latest guidelines issued by the Working Group for Bedframe and Cart Decontamination Systems (AK-BWA).

Requires little space, provides large capacity

The CLEANSTATION CS 750 comes in a variety of models, so special configurations can be precisely matched to your requirements. This, plus the compact design of the system, enables you to make the best possible use of the available floor space.

Efficiency throughout the whole process

With up to ten cycles per hour, the CS 750 provides an excellent throughput. Even with short cycle times you achieve outstanding cleaning quality, thanks to sophisticated plumbing, a flexible tank system and the newly developed Clean Shuttle nozzle system. Fast and thorough drying is ensured by the high-performance drying system and inclined position option for the washing items.

Innovations for low resource consumption

Thanks to the CS 750's efficient washing and rinsing system, water consumption per cycle is extremely low, and the fact that water is recycled means that even less of this precious resource is used. Consumption of resources and energy can be reduced even further by recycling the exhaust air.

Operation made easy

A plain text color display with clear menu guidance – this is an advantage of CP-TOP, the uniform operating concept of all Belimed systems. This is supplemented by the patented status display, so that process progress and warning messages are clearly visible even from across the room. High functionality is also evident in the space-saving door system of the CS 750, which opens smoothly, safely and quickly.



Product design and operating concept – focus on the user

The clear lines and modern design of the CS 750 will thrill you at first sight. But a second look will convince you no less: the system meets the highest standards in terms of safety and working convenience.

Quality that means protection for your investment in the long term

We always insist on the best materials and careful workmanship. All component parts, from the pump to the dryer, are designed for heavy-duty use. Both the CS 750 and you as customer benefit from this: the system is failure-proof and durable.

Sleek design – easy to clean

The CS 750 meets the highest hygiene standards, because it is really easy to clean: green-tinted inspection windows, high-quality stainless steel and robust HI-MACS® material combine to form an even surface free of protruding elements, grooves or corners. The operating keypad is also located behind a flat glass panel.

Emphasis on safe operation

Our development sets standards in terms of safety: for example, the CS 750 is equipped with a special system for protecting both staff and washing items. The machine also meets the requirements of relevant international and country-specific guidelines.

User interface: personal, innovative, intuitive

The user-friendly operating panel of the CS 750 provides lots of convenience: Menu guidance is intuitive and safe. A total of twelve programs are available, which can be customized for your individual needs. The desired programs can be started by simply touching the large touch function buttons. The entry is confirmed by an acoustic feedback. Another highlight is the illuminated display which stands out because of its excellent readability.

Product variety – uniform operating concept

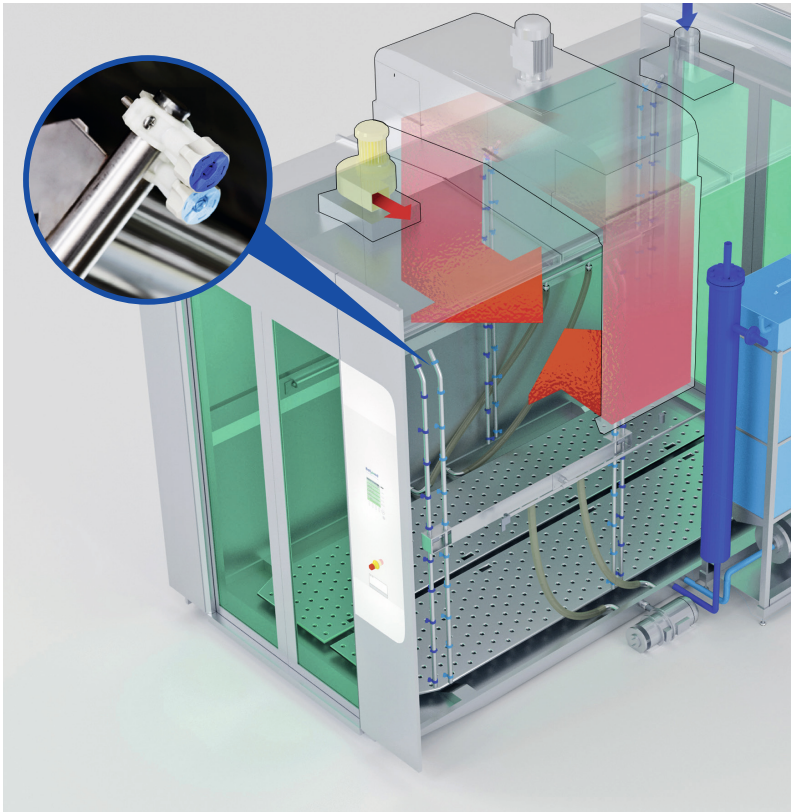
CP-TOP brings you a uniform operating concept for all Belimed products, which cuts operator training time and systematically eliminates error risks because whichever of our different devices you use, the operating concept remains the same.



Patented Belimed process status display for displaying important process data such as remaining run time, readiness for loading or unloading or error messages – clearly visible even from 20 meters distance

Technical equipment – high quality in every detail

Technical progress should improve the quality of your work, enhance your convenience and save your time and costs. With this in mind, we have equipped the CS 750 with a number of groundbreaking solutions.



New dynamics in cleaning


Higher processing performance and optimum protection of your washing items: the CS 750 achieves both at a stroke. For example, Clean Shuttle, a newly developed cleaning system, applies rinsing media effectively by means of motor-driven nozzle pipes which move horizontally and in opposite directions to each other.

Innovative washing process on a firm footing

Loading made easy – the floor plate of the CS 750 is fully walkable and has no raised thresholds of any kind. Functional guide rails additionally facilitate safe positioning of the washing items. The floor plate can be folded up easily for convenient cleaning. The inclined floor option also provides you with clear advantages: you benefit from shorter drying times and thereby reduced energy consumption while at the same time improving the quality of the cleaning results and ruling out carry-over of washing liquid.

Saving space – and time

The cleverly devised door system makes the CS 750 considerably sleeker and typically needs up to 30% less space compared to devices with horizontally sliding doors. At the same time, you benefit from time advantages: up to eight cycles more can be processed within a shift. The transparent glass panels allow the process to be monitored visually at any time, even while the process is in progress.




Modular system design creates flexibility


The CS 750 is full of possibilities. Standard modules and supplementary components can be flexibly combined, making the system your perfect solution because it matches your specific requirements.

Size flexibility

With regard to the configuration of the CS 750, you have a choice of different chamber lengths. Usable height and usable width can likewise be adjusted in steps. With the wide variety of modules and possible combinations, you can create a system tailored to your capacity requirements and the space you have available.



More usable width



More usable length

Great planning leeway

The CS 750 adjusts easily and functionally to difficult space situations. For example, the integrated service area can be installed on either the left or right of the CLEANSTATION and can even serve two systems at the same time if required. The tanks can be located at separate sites, such as for instance in an adjacent room or on another floor of the building. Whatever the configuration, you can be sure of top servicing and maintenance convenience.

Always an ergonomic solution

The issue of “safe loading without physical strain” is resolved in the CS 750 by the floor-level construction design. The CS 750’s pit depth of only 120 mm is minimal. Even shallower depths are possible if the location requires it. In such cases, ramps or partial ramps can be used to allow the device to be loaded ergonomically.

Setup options – a solution for every installation situation

Flexible and space-saving designs

Due to the modular design, the CLEANSTATION can be flexibly adapted to the installation conditions. The machine can be serviced from the left or the right side, with a maximum machine width of only 2550 mm. The design is so flexible that a common service

access can be shared when two systems are installed together. A wide range of designs and applications can also be standardized within the interior of the machine, due to four different tank systems (pre-wash tank, wash tank, rinsing tank and water heater).

Type	CS 750S	CS 750M	CS 750L
External dimensions H × W × D (mm)	3000 × 2500 × 2250	3000 × 2500/2700 × 3200	3000 × 2500/2700 × 3850
Usable chamber dimensions H × W × D (mm)	2000 × 1000 × 1350	2000 × 1000/1200 × 2300	2000 × 1000/1200 × 2950
Pit depth/ramp height (mm)	120	120	120
Usable chamber volume (l)	2700/3250	4600/5520	5900/7080
Loading height (mm)	level with floor/ramp	level with floor/ramp	level with floor/ramp
Service access	left or right	left or right	left or right



Supply and disposal in the hospital – maximum performance for central washing processes

With the CS 750, your central washing processes will meet your organization's exacting speed and cost-effectiveness requirements because the system combines powerful performance with low energy and resource consumption.

Savings in hospital work times

High workloads and shift work create multiple supply and disposal cycles in hospitals. Carts and trolleys for food and goods transport and waste disposal must always be ready for use. This is why the CS 750 is designed for rapid throughputs, which can be increased to up to 60 carts or trolleys per hour by combining several chamber modules. Users can rely on high availability and fail-safe system operation, thanks to the sturdy construction and high engineering quality.

Loading and unloading processes optimized

Automated loading and unloading or integration of the system into your own transport systems: with the CS 750, you can go for either of these alternatives. In any case, you will ease the workload of the operating personnel and increase efficiency. This is particularly advantageous when handling heavy transport carts.

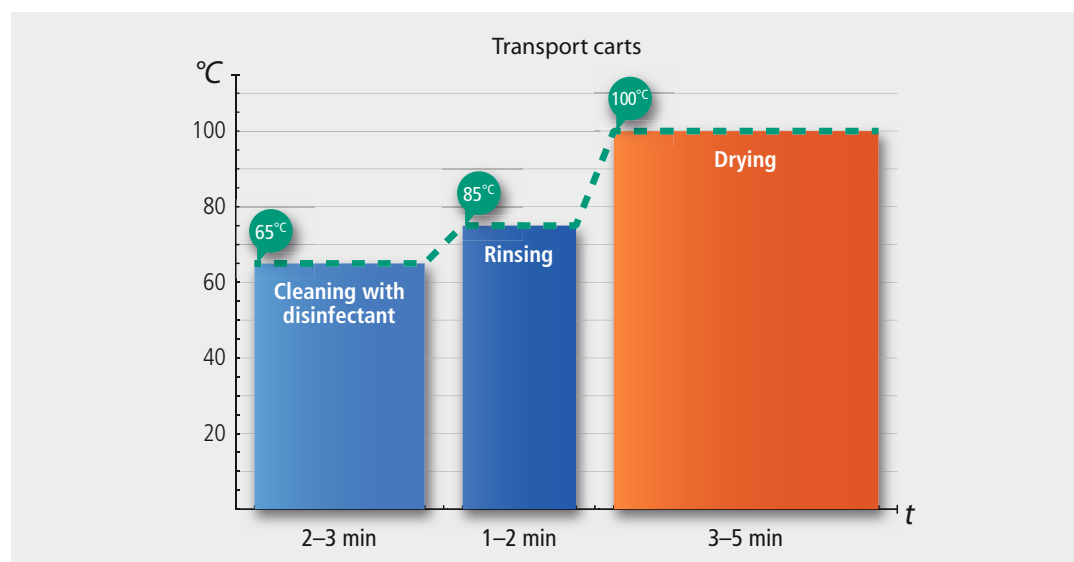


Always the right choice

The CLEANSTATION is superbly equipped to handle any transport cart or trolley and all types of contamination: you can choose from a whole range of different reprocessing programs – giving you always the best and the most cost-effective procedure at the same time. All the different cart and trolley designs and specific properties are addressed.

Powerful yet economical

Innovative technologies give you the security of perfect hygiene. For example, the Clean Shuttle, a horizontally moving nozzle system with outstanding mechanical efficiency thanks to powerful pump performance. As for economy and ecology, the CLEANSTATION scores well in this respect too: consumption of cleaning chemicals, water and heating energy is extremely low.





Canteen kitchens and food logistics – Professionals insist on perfect hygiene

Reliable hygiene is just as important in a canteen kitchen as smooth workflows. Belimed gives you both. We offer you extensive experience and innovative washing engineering for transport carts, large-capacity containers and other equipment.

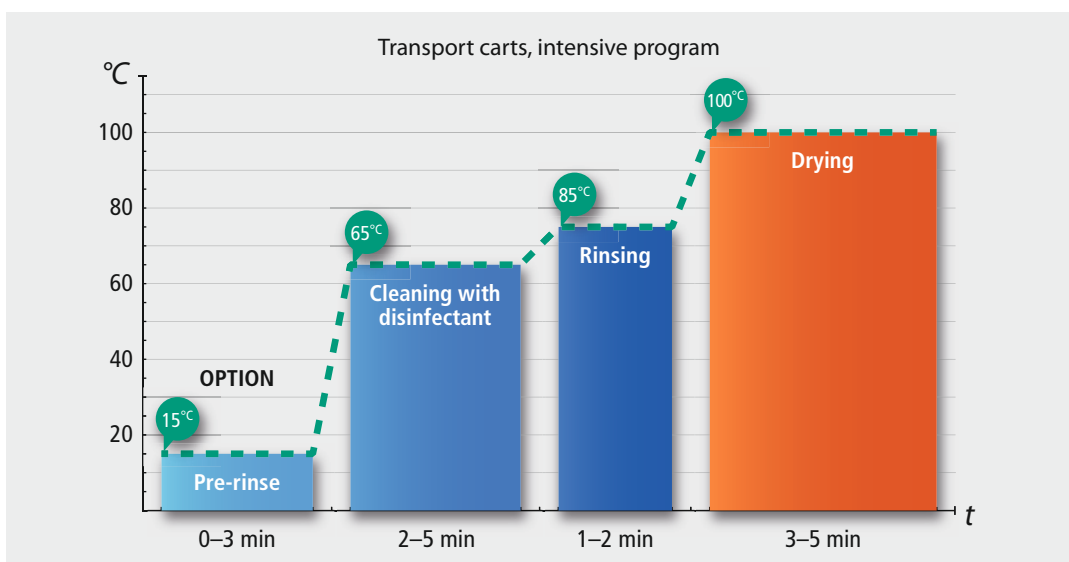
Food trolleys: hygiene on wheels

Food residues on the insides of transport carts don't stand a chance: our system removes these contaminants reliably and completely. This also applies to all forms of external contamination resulting from the everyday use of the carts. Specific construction designs and properties, e.g. cook-and-chill systems, are taken into account in washing with disinfection, rinsing and drying. With the CS 750, you effectively support your quality management in the food area, because the CLEANSTATION contributes to the implementation of current guidelines such as HACCP/GHP.

Powerful performance, with good green credentials

You want the perfect combination of powerful performance, cost-effectiveness and environmental protection? The CS 750 gives you optimum washing processes based on cutting edge engineering. One example is the high-performance pump which ensures the horizontally moving nozzle system works at maximum mechanical efficiency, saving you cleaning chemicals, water and heating energy. So the environment and the hospital budget both benefit.

Program: Transport cart Intensive Plus. The optional pre-rinsing step serves to remove coarse contaminants.



Safety for the CSSD – Application of efficient technology

The CS 750 is the right choice for washing transport carts, sterile goods containers, bowls, basins and OR shoes in the CSSD. The system stands out by its unsurpassed performance capability and cost-effectiveness.

New standards in pre-cleaning

Sterile goods containers, bowls, basins, OR shoes: these items usually require cold pre-cleaning. This prevents blood and protein denaturation. Fluff and other contaminants which in particular are always present on OR shoes are reliably rinsed off and removed. We provide you with the ideal solution for this issue. The CS 750 is equipped with the most time-efficient cold water cleaning system in its class of machines. If required, you can additionally switch on this program – with variable parameters and without unnecessary cycle time extension.

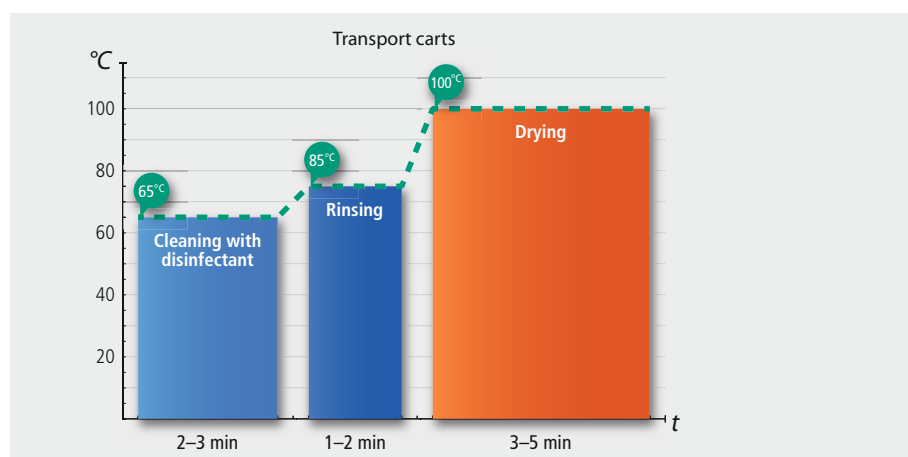
All-round perfect hygiene

Here, too, the CLEANSTATION convinces by its maximum reliability for transport carts. Both the inner and the outer surfaces are thoroughly cleaned, disinfected and dried.

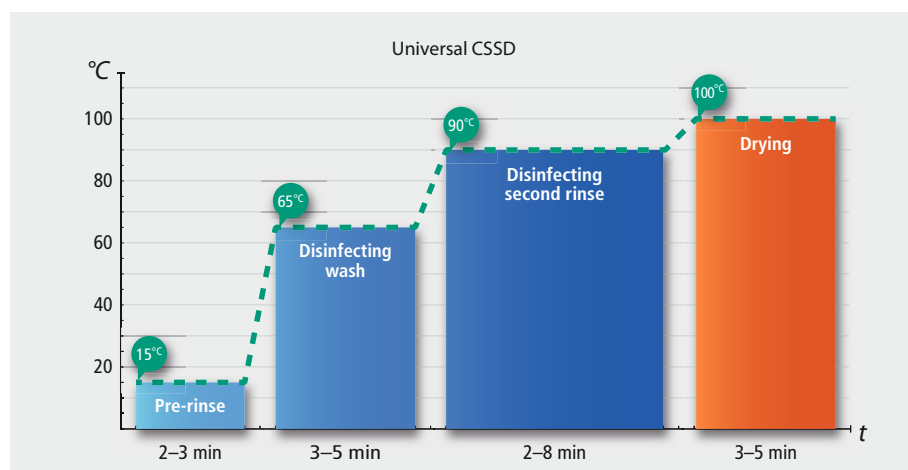
User-friendly

Loading carts additionally offer you the possibility to process washing items such as OR shoes, bowls or containers safely and reliably. Besides ergonomic loading, precise positioning on the cart also produces optimum cleaning and drying results.

Loading cart for sterile goods containers



Compact loading cart for OR shoes facilitates handling



Hospital beds and accessories – Progress in hygiene management

Unlike hotel beds, hospital beds must be disinfected as part of the washing process. The CS 750 achieves this with particularly high reliability: the automated procedure achieves better results in comparison with manual reprocessing, especially with regard to hygiene, cost-effectiveness and efficiency.

Safety on a high level

Modern washing processes for hospital beds and accessories must satisfy ever growing standards. One of the reasons is that hospital stays are getting shorter and another is the emergence of multi-resistant germs. As far as compliance with relevant hygiene standards is concerned, you can fully rely on the CS 750. You can apply validated procedures and control functional processes with confidence and so maintain a consistently high quality level. Process reproducibility is a clear advantage compared to the manual procedure.

Perfect hygiene for every patient

Reliable removal of contamination from body fluids, dust and germs – the CS 750 gives you optimum washing processes to achieve this and enhances efficacy through high-quality technical features, such as an innovative nozzle system which ensures that the decontamination solution effectively reaches every part of the hospital bed.

Process control and transparency

Are hygiene standards maintained during processing? With the CLEANSTATION, you always stay in control. The integrated ICS 8535 documentation system makes sure of that. A further beneficial product feature is the barcode scanner which allows you to register the beds and retrace processes with ease.

A strong cooperation

Thanks to the close cooperation with Stiegemeyer, beds have been optimized for automatic reprocessing. Combining experience with expertise, a gentle yet effective programme for bed washing and disinfection has been developed.



Flexible application

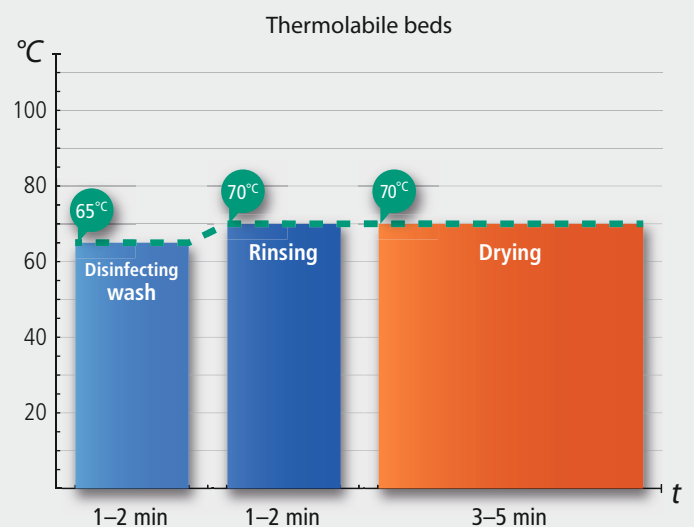
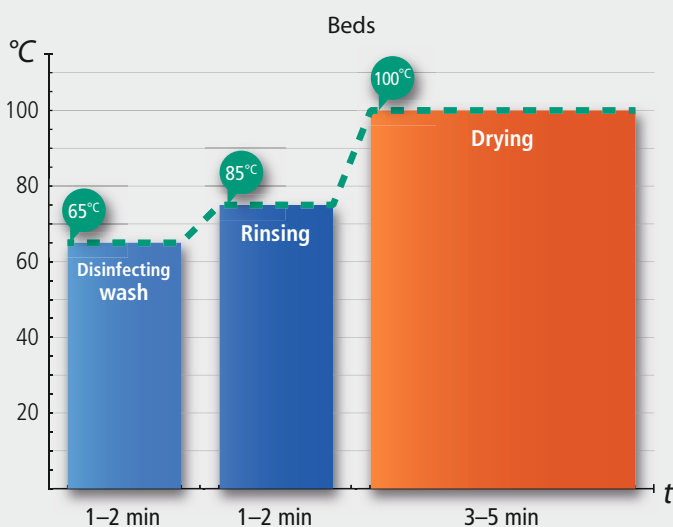
The CS 750 is suitable for processing hospital beds with widely differing designs. Specific properties can also be taken into account. The wide chamber version measuring 1.20 m accommodates even large beds without any problems.

Gentle equipment handling

Careful handling of your costly hospital beds is guaranteed throughout. The CLEANSTATION is equipped with programs that are gentle to materials and automatic temperature surveillance to protect sensitive elements such as electronic operating components.

Designed to be cost-effective

The CS 750's cost-effective use of valuable resources in terms of time, labor and cleaning agents pays off: if 20,000 beds are reprocessed per year you can save up to 30,000 euros every year.



OR tables and equipment – Maximum hygiene from automated washing processes

Automated processing of OR tables and equipment is safer, faster and more efficient compared to manual procedures. The CS 750 with its efficient performance allows you to make full use of this potential, while at the same time benefiting from high cost-effectiveness.

Process security plus efficiency

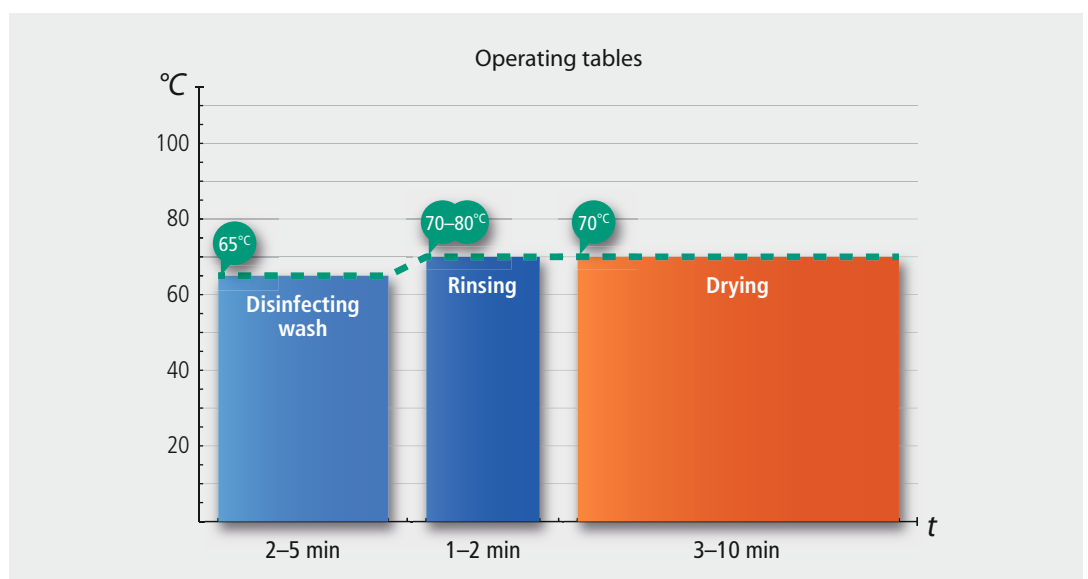
Automated washing with the CS 750 provides you with the security of stable, reproducible processes. The validated procedures and defined functional processes allow you to maintain a consistently high quality level. Hygiene standards are reliably maintained. This allows you to deal effectively with multi-resistant germs. Efficient provision of services is also of vital importance in view of tight hospital budgets and high OR utilization levels.

Cleverly designed technology for high patient safety

The CLEANSTATION offers you everything you need for residue-free processing of operating tables and equipment: the best and most cost-effective procedures are implemented with the help of innovative technologies. The system is also equipped with a cold-water pre-cleaning function so that contamination from body fluids, blood and germs is completely removed.

Preserving the value of processed items

The CS 750 is the right choice for sensitive goods such as operating tables. Procedures that are gentle to the materials and automated temperature surveillance protect sensitive components such as electronic elements. Careful processing of the table top pad is also provided for: here, solutions for thermal control and pressure reduction come into effect.



Program: operating table tops

Integrated IT solutions

Full networking for central documentation of the entire infection control chain, from cleaning through to sterilization. the Belimed Infection Control Software ICS 8535 ensures that this future-orientated task is achieved.

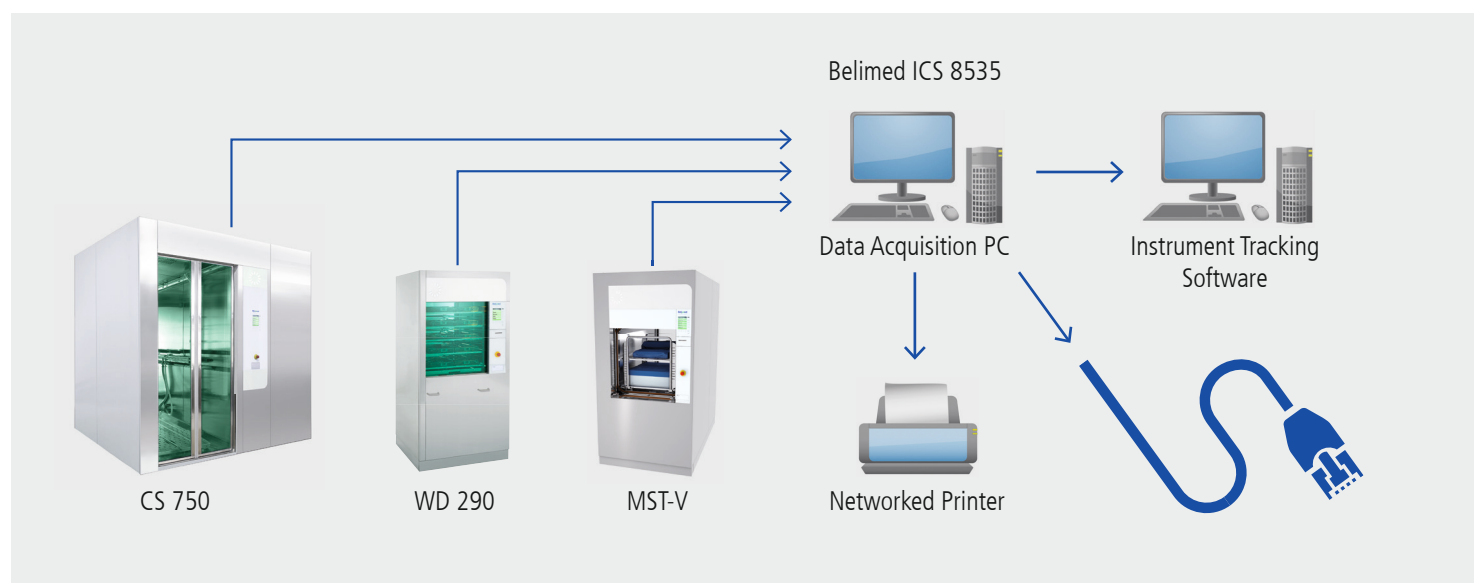
Standardised interfaces and tried and tested concepts are used for data exchange within a modern network.

Full traceability

With our comprehensive Infection Control Software ICS 8535 for the CSSD, Belimed makes an important contribution toward enhancing process reliability.

The washer-disinfectors and sterilizers are networked and integrated into IT systems. The individual process steps are monitored, controlled and documented automatically. This allows each item to be uniquely identified at all times throughout the entire cycle, ensuring full traceability.

This results in manageable material storage, optimization of storage costs, fast purchase order handling, avoidance of delivery errors and prevention of under or over supply scenarios.



Network Setup



Belimed Service

Whether in the Sterile Service Department (SSD) or in manufacturing of pharmaceutical products – more and more goods need to be reprocessed in less and less time by fewer and fewer staff, due to increasing cost pressure. The challenge is to combine high operational and cost efficiency with optimal reprocessing while observing relevant normative and legal requirements. It is therefore essential that unexpected system failure be reduced to a minimum.

Many have experience; only few have the right know-how

Experience alone is not enough as a basis for servicing and validation of cleaning, disinfecting, and sterilising systems. Only regular training by the manufacturer and consistent technical documentation enable service engineers to always be up to date and acquainted with any modifications in construction, special problem solutions, and software updates. Only the manufacturer can ensure that original replacement parts are used and only the manufacturer can translate the service experience gained with different customers for a specific model into product improvements. Belimed service technicians are best able to ensure greatest possible system availability and successful equipment validation.

Flexible service support in your area

Maximum service support to provide effective running processes are incorporated in our preventive maintenance contracts to guarantee maximum uptime of all Belimed equipment. From installation through the whole equipment life cycle, a professional factory trained service organisation is at your side. Belimed Limited service engineers are nationwide and are strategically placed to ensure that your systems are always kept in the best operational condition. All Belimed Limited service engineers carry boot stock of the most commonly used spare parts. Any spare part that is not readily available can be ordered and on site within 24 hours.

Technical data

Equipment	CS 750
Version meets requirements of Working Group for Bedframe and Cart Decontamination Systems (AK-BWA)	Ja
EC certificate according to 93/42/EEC Appendix II, EMC	Ja
Two-door model with mutual door interlock	■
Single-door model	O
Loading at floor level, only 120 mm pit depth / loading via ramp	■ / O
CS 750 S = 1350 mm usable length, CS 750 M = 2300 mm usable length, CS 750 L = 2950 mm usable length	O
Usable width 1000 mm/1200 mm	■ / O
Space saving automated full-glass segment doors	■
Washing chamber made of high-quality 1.4301 stainless steel	yes
Welded washing chamber	O
Horizontally moving Clean Shuttle	Ja
Controllable water management (re-use)	Ja
2 dosing pumps for cleaning agents and rinsing aid with flow monitoring function	■
Empty level indicator for dosing media containers	■
Circulation pump (kW)/Media return pump (kW)	3 / 5
Foam control system	yes
Monitoring of washing and rinsing system function (Clean Shuttle)	Ja
Floor spray pipe	O
Rapid emptying valve for tank, DN 50	■
Heating, drying and washing system with plant steam	■
Heating, drying and washing system with pure steam	O
Heating, drying and washing system with electrical energy	O
High performance drying ventilator (in circulating air/fresh air procedure)	yes
Warm or hot air drying	■ / O
Vapor condenser for exhaust-air cooling, optionally operating either with fresh water or with cooling circuit	O
Exhaust air retrieval for pre-heating water	O
Chamber lighting	■
Process status display, showing remaining run time, readiness for loading or unloading and error messages well visible from afar	■
Illuminated CP-TOP operating panel (H × W = 160 × 110 mm) on loading side, behind glass, with touchscreen technology function buttons and plain text display, including automatic maintenance display	■
Black and white LCD display on unloading side (H × W = 25 × 120 mm)	■
12 freely programmable programs	■
Temperature surveillance	■
Interfaces: RS 232 for printer, RE 485 for PC cycle documentation, RS232 for barcode reader	O
Cycle printer	O
PC cycle documentation system ICS8535 for recording and archiving all relevant process data	O
Barcode reader for recording goods to be cleaned	O
Validation connection for external measuring instruments and sampling valve	■
Modem/VPN connection for access to remote maintenance and diagnosis	O
Front paneling made of AISI 304 stainless steel, 4N finish	■
Side paneling left/right, base paneling and project-specific additional paneling made of AISI 304 stainless steel, 4N finish, stainless steel floor pan with drain	O
Automated loading/unloading and automated conveyance inside the machine	O

■ = standard O = optional

Subject to modification

